

BASIC INFORMATION

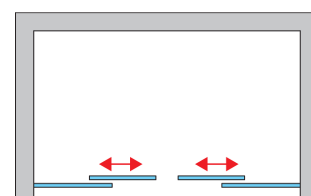
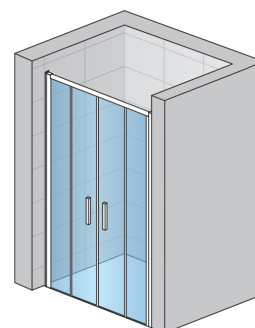
Model range	TOP-LINE S
Model	TLS4

DETAILED INFORMATION


Door in Niche	TLS4
Available standard widths	1200, 1400, 1600 mm
Standard height	2000 mm
Maximum special width	1800 mm
Maximum special height	2000 mm
Available glass finishes	07,22,30,51
Available frame finishes	01,04,06,50



TLS4



Available glass finishes



07
Clear

22
Graniet

30
Master Carré

51
Screenprinted
band

Available frame finishes



01
Silver matt

04
White

06
BLACK LINE

50
Silver gloss