

PRODUCT CARD D22T2+D22F1+D22F3

BASIC INFORMATION

| | |
|-------------|-------------------|
| Model range | DIVERA |
| Model | D22T2+D22F1+D22F3 |

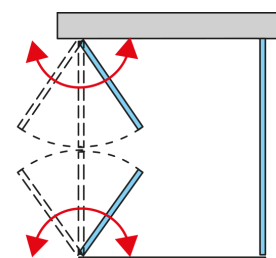
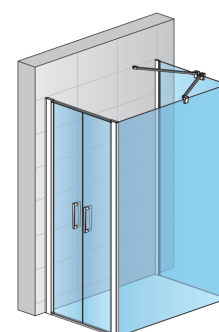
DETAILED INFORMATION

| | |
|---------------------------|------------------------------|
| Door options | D22T2 |
| Available standard widths | 700, 800, 900, 1000, 1200 mm |
| Standard height | 2000 mm |
| Maximum special width | 1200 mm |
| Maximum special height | 2000 mm |
| Available glass finishes | 07,22,87,88 |
| Available frame finishes | 06,50 |

| | |
|---------------------------|------------------------------------|
| Fixed panels | D22F1 / D22F3 |
| Available standard widths | 700, 800, 900, 1000, 1200, 1400 mm |
| Standard height | 2000 mm |
| Maximum special width | 1400 mm |
| Maximum special height | 2000 mm |
| Available glass finishes | 07,22,87,88 |
| Available frame finishes | 06,50 |



D22T2+D22F1+D22F3



Available glass finishes




07
Clear

22
Graniet

87
Screen

88
Lines

Available frame finishes



06
BLACK LINE

50
Silver gloss