

## BASIC INFORMATION

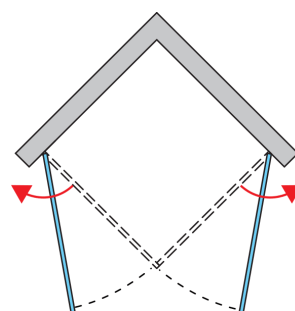
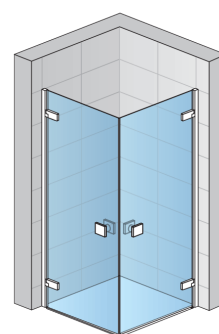
Model range	ANNEA
Model	AN1C G+D

## DETAILED INFORMATION

Angular Solutions	AN1C
Available standard widths	700, 750, 800, 900, 1000 mm
Standard height	2000 mm
Maximum special width	1000 mm
Available glass finishes	07
Available frame finishes	06,50



AN1C G+D




## Available glass finishes



07  
Clear

## Available frame finishes



06  
BLACK LINE



50  
Silver gloss